

# **Platinum MP-3000 V.2**

## **Advertising on Hold Player**

### **User Guide**

Version 3.1

This user guide contains information on the installation and operation of the PLATINUM MP-3000 V.2



Version 4.1.1

#### **Features**

- Single & multi track playback
- Track selection
- LED Screen
- Built In Speaker
- Wall mountable

**For Sales, Service & Technical assistance please call**

**1800 366 326**

## DESCRIPTION

**The Platinum MP-3000 V.2** is the latest technology digital message player available. It incorporates many features required by users within the ON HOLD industry and has been designed with their help to bring the most functional unit to the marketplace. It has a powerful built in amplifier to accommodate a wide variety of telephone systems. The Platinum MP-3000 V.2 will automatically start when a media source is present. It will re start automatically after any power interruption.

The Platinum MP-3000 has minimal power consumption. There are no moving parts that can wear during operation. The volume control is digital and has been placed on top of the unit for easy adjustment and access by the user.

The case has been designed from sturdy moulded plastic to maintain durability. The design of the case is to match with current trends and gives an aesthetically pleasing shape when viewed.

## USB

**The PLATINUM MP-3000 V.2** uses commonly available USB keys to store its MP3 based messages. This technology is completely non volatile, meaning your message is not lost in transport or when power is lost. The USB keys can be overwritten indefinitely, without any deterioration in quality. The USB keys can be changed in seconds and will re start as soon as plugged in. No Power cycle is required to update the message/advertising on this player. Each Platinum MP-3000 V.2 is supplied with a 128MB USB Key, which provides for up to 256 minutes of advertising at CD quality (128kbps). The Platinum MP-3000 V.2 will play USB sticks up to the maximum size of 19GB.

The PLATINUM MP-3000 V.2 has been tested with a wide variety of USB from a wide range of manufacturers. The USB Keys just need to be formatted in MS Windows operating systems. If the media has been used for another purpose such as document or picture storage from digital cameras simply remove the contents and the USB stick is ready to use with the PLATINUM MP-3000 V.2



The platinum MP-3000 V.2 is supplied with a 128mb USB key . Alternatively the unit can be ordered without the USB key for sub dealers who have existing USB drives.

### SINGLE & MULTI-TRACK PLAYBACK:

**The PLATINUM MP-3000 V.2** is capable of single track continuous play or multi-track continuous play. Using the loop mode selector button as below you can change the playback mode at any time. FIG 1 shows the unit in singular track playback and FIG 2 shows playback mode for all tracks.



FIG 1 Single track playback mode




FIG 2 Multi-track playback mode

# INSTALLATION & OPERATION of PLATINUM MP-3000 V.2

## If an existing RADIO, CD player or other media source is being used:

1. Remove the power adaptor from the existing source.
2. Remove the existing audio source by disconnecting the audio cable from the Line Isolation unit (LIU) which is connected to the clients telephone system.
3. Re connect the audio line (input/Source from the LIU) to the "Line Out" on the PLATINUM MP-3000 V.2 as per the diagram below. (FIG 4)
4. Connect the supplied 12VDC 500ma power adaptor to the PLATINUM MP-3000 V.2 as per the diagram below to the power receptacle. (FIG 4)
5. Insert the USB key supplied with unit into the USB slot (FIG 4)
6. The unit will automatically commence playback.
8. To test or to hear the current audio output, press the Speaker On/Off button (FIG 3) Call the customers telephone number and have them place you on hold. From there adjust the volume control up or down using the volume control (FIG 3) to the desired level .

## If an existing Audio source is not being used:

The PLATINUM MP-3000 V.2 in Australia is required to be connected to your telephone system through a suitable AUSTEL/ACA approved Line Isolation Unit (LIU). If you can not locate the LIU you may need to contact the technical staff that installed the customers Telephone system to locate it. If it is found not to be fitted with an LIU DO NOT INSTALL THE PLATINUM MP-3000 V.2 to the audio input of the phone system. (Disregard this above note if your Country allows such device to be fitted without the use of an LIU) .

It is then advised you have the technician install an Liu as soon as possible to allow operation of this service.

Please Note : Your Telephone System may need to be programmed by an approved technician to allow the service to be used.

Once the LIU has been fitted (Or in the case not required) follow steps 3-8 as above.

FIG 3





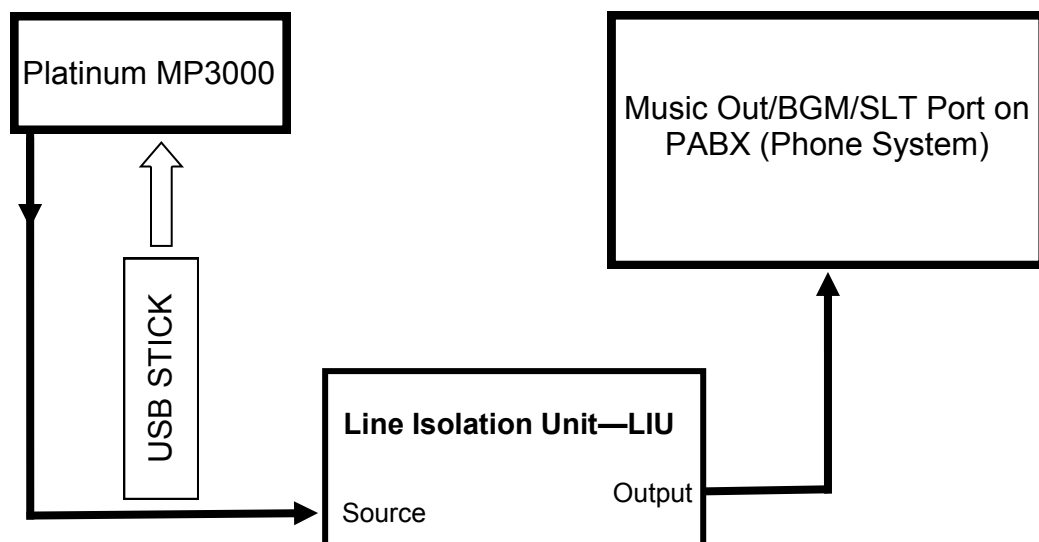
FIG 4



### Wall Mount Template & Instructions:

1. Ensure the chosen section of wall is safe to insert screws without being damaged or damaging items that may be within the wall or wall cavity.
2. Place the template on the wall and mark the centre points shown at the top and bottom of this page.
3. Secure to screws by using wall plugs for concrete walls or plaster board. Insert screw so the head protrudes 4mm to allow easy & secure mounting
4. Place the unit on the wall and gently pull down over screw heads to lock device to the wall.

## Connection Diagram



## SPECIFICATIONS – PLATINUM MP-3000 V.2

Size : 160 x 90 x 25 mm  
Power input: 12VDC/500mA  
Audio Output : 15W @ 8 ohms  
Audio File type : MP3 Stereo or Mono

## Warranty

Your Platinum MP3000 V.2 is warranted against defects from parts or workmanship for a period of one year (12 months) from date of purchase. In the event of failure, return the product, with proof of purchase to your nearest dealer or direct to head office for repair or replacement.

The Warranty is fully transferrable for the life of the unit. (Provided proof of transaction/legal title has taken place)

The Dealer referred to is in this case Platinum MP-3000 V.2.

Outside of Australia the dealer will be the local importing agent as designated by Platinum MP-3000 V.2. This Dealer/Importer will be the warrantor.

This Warranty shall not apply to any unit which has been subject to any of the following circumstances: Alteration, modification, abuse, neglect, accident, incorrect or outside voltage such as lightning or power surge or used in any manner contrary to these instructions.

The end user is responsible for all freight costs to the point of repair. The dealer will be responsible for freighting the replacement unit back to the user. This Warranty gives you specific legal rights and you may also have other rights which may vary from state to state. Our obligation to the end user is solely to repair or replace the product. The dealer is not liable for any incidental or consequential damages due to any defects. The dealer also states that where necessary by State and Federal laws of the land and by the ACMA (Australian communications and Media Authority (or by your local Governing body if used outside Australia) an LIU is to be fitted in series with the communication system to protect the communication system and any ancillary equipment from damage.



**RoHS Compliant**